








Pricelist Pergola - Canopies
Liste de prix Pergola - Auvents



Traditional Pergola Profiles Profils de Pergola Traditionnelle

| Shape / Forme | Description | Code | Weight / Poids | Price / Prix |
|---|--|---------|----------------|--------------|
|  | Column Support 100x100mm Poteau 100x100mm | 900 | 1891 gr/m | 9,60 €/Kg |
|  | Column Support 120x120mm Poteau 120x120mm | 901 | 2819 gr/m | 9,60 €/Kg |
|  | Transom 120x65mm Traverse 120x65mm | 59-026* | 1474 gr/m | 7,65 €/Kg |
|  | Transom 100x65mm Traverse 100x65mm | 59-027* | 1312 gr/m | 7,65 €/Kg |
|  | Transom 80x65mm Traverse 80x65mm | 59-028* | 1150 gr/m | 7,65 €/Kg |

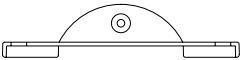
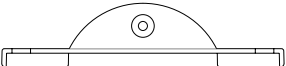


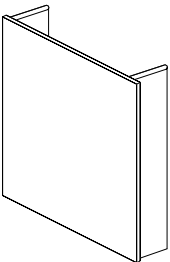
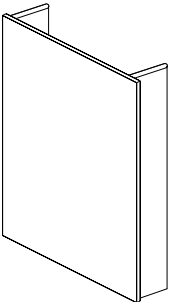
| COLORS PRICELIST (PROFILES) LIST DE PRIX DES COULEURS (PROFILS) | |
|--|---------------|
| Category A1 | 0,50 € |
| Category B | 0,85 € |
| Category C | 0,95 € |
| Category D | 1,05 € |
| Category E | 1,35 € |
| Category F | 1,55 € |
| WOOD COLOR | 2,95 € |
| Category SMART | 0,75 € |
| Category A2 | 0,60 € |


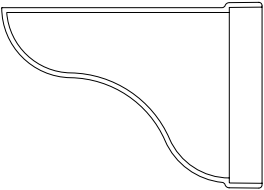
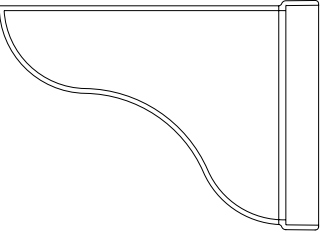
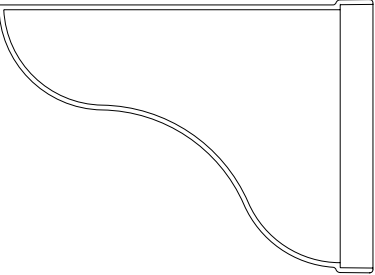
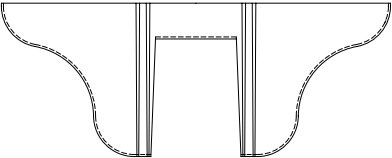
COLOR CHARGES

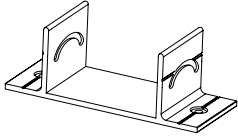
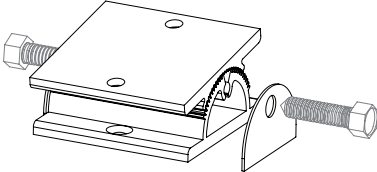
The color charge for profiles is calculated in the following way:
Profile price (€) - customer discount (%) + color charge (€)

AT profile discount may apply ■ Remise de profil peut s'appliquer
Prices apply to unpainted profiles ■ Ce sont des prix pour les profils bruts.

Accessories for traditional pergola
Accessoires pour pergola traditionnelle

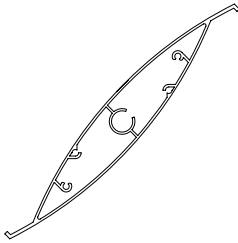
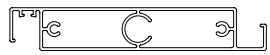
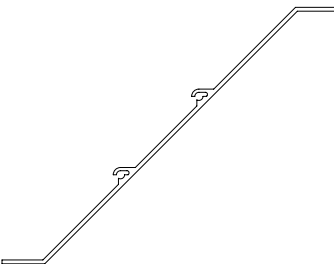

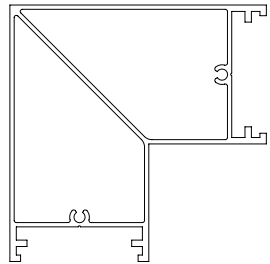
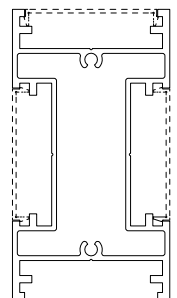
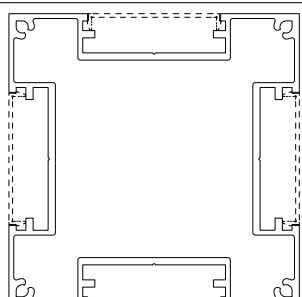
| Shape / Forme | Description | Code | Price / Prix |
|---|---|---------|--------------|
|  | End cap for column 900 Embout de poteau 900 | 272-231 | 2,30 €/pc |
|  | End cap for column 901 Embout de poteau 901 | 272-230 | 2,65 €/pc |
|  | Support foot for column 900 Sabot de poteau 900 | 4104 | 11,40 €/pc |
|  | Support foot for column 901 Sabot de poteau 901 | 4105 | 14,60 €/pc |
|  | End cap for transom 59-028 Embout de traverse 59-028 | 272-213 | 2,90 €/pc |
|  | End Cap For Transom 59-027 Embout de traverse 59-027 | 272-214 | 3,10 €/pc |

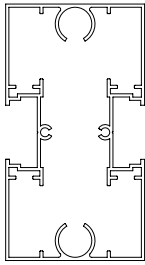
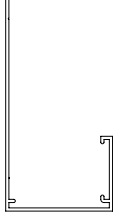


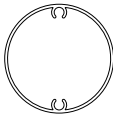



| Shape / Forme | Description | Code | Price / Prix |
|---|---|---------|--------------|
|  | <p>End cap for transom 59-026 Embout de traverse 59-026</p> | 272-215 | 3,30 €/pc |
|  | <p>End cover for transom 59-028 Capuchon de traverse 59-028</p> | 272-210 | 3,65 €/pc |
|  | <p>End cover for transom 59-027 Capuchon de traverse 59-027</p> | 272-211 | 5,15 €/pc |
|  | <p>End cover for transom 59-026 Capuchon de traverse 59-026</p> | 272-212 | 6,00 €/pc |
|  | <p>Base support for column 900/901 Support base de poteau 900/901</p> | 272-200 | 16,15 €/pc |

| Shape / Forme | Description | Code | Price / Prix |
|---|--|---------|--------------|
|  | Transom support 0°-10° Support de traverse 0°-10° | 272-240 | 2,35 €/pc |
|  | Transom support 0°-20° Support de traverse 0°-20° | 272-241 | 5,35 €/pc |



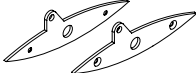
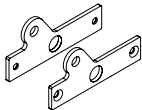
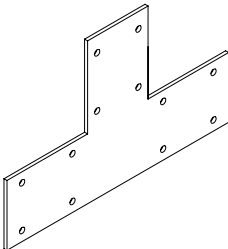
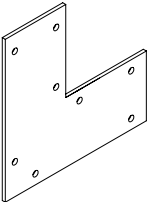

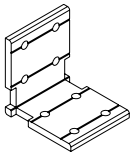
Profiles for Modern Pergola Profils de Pergola Moderne

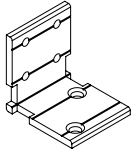
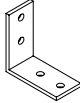
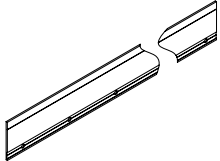
| Shape / Forme | Description | Code | Weight / Poids | Price / Prix |
|---|--|----------|----------------|--------------|
|  | Curved louver 190mm Louvre ovale 190mm | 2050-602 | 1811 gr/m | 9,60 €/Kg |
|  | Flat louver 120x20 Louvre droit 120x20 | 2050-607 | 1225 gr/m | 9,60 €/Kg |
|  | Fixed louver 120mm Louvre fixe 120mm | 2050-610 | 1163 gr/m | 9,60 €/Kg |
|  | Column 120x65mm Poteau 120x65mm | 2050-105 | 2503 gr/m | 9,60 €/Kg |
|  | Corner column 120x120mm Poteau en angle 120x120mm | 2050-108 | 3574 gr/m | 9,60 €/Kg |
|  | Column 120x65mm Poteau 120x65mm | 2050-102 | 3074 gr/m | 9,60 €/Kg |
|  | Column 120x120mm Poteau 120x120mm | 2050-103 | 4759 gr/m | 9,60 €/Kg |





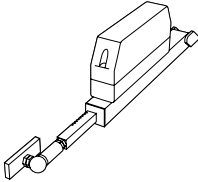

| Shape / Forme | Description | Code | Weight / Poids | Price / Prix |
|---|---|----------|----------------|--------------|
|  | Transom 120x65mm Traverse 120x65mm | 970-401 | 2503 gr/m | 9,60 €/Kg |
|  | Water drain Drainage d' eau | 970-907 | 795 gr/m | 9,60 €/Kg |
|  | Base for fixed louver Base de la louvre fixe | 970-901 | 793 gr/m | 9,60 €/Kg |
|  | Transom 120x32.5mm Traverse 120x32.5mm | 970-402 | 1856 gr/m | 9,60 €/Kg |
|  | Water drain Ø45 Drainage d' eau Ø45 | 970-905 | 515 gr/m | 9,60 €/Kg |
|  | Cover for transom Capuchon de traverse | 970-906 | 194 gr/m | 9,60 €/Kg |
|  | Cover for column Capuchon de poteau | 2050-1K2 | 257 gr/m | 9,60 €/Kg |
|  | Guide Guidage | 823 | 751 gr/m | 9,60 €/Kg |

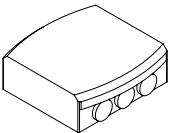

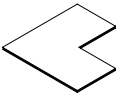
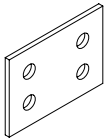
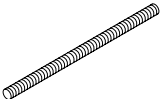
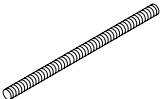


Accessories for Modern Pergola **Accessoires de Pergola Moderne**

| Shape / Forme | Description | Code | Price / Prix |
|---|--|----------|--------------|
|  | End cap for louver 2050-602 Embout de louver 2050-602 | 272-249 | 9,00 €/pair |
|  | End cap for louver 2050-607 Embout de louver 2050-607 | 272-247 | 2,65 €/pair |
|  | T connector for transom T jonction de traverse | 272-257 | 6,40 €/pc |
|  | T connector for transom T jonction de traverse | 272-258 | 4,90 €/pc |
|  | End cap for transom 970-401 Embout de louver 970-401 | 272-248 | 2,80 €/pc |
|  | Corner connector for column Equerre de poteau | 2050-022 | 5,00 €/pc |

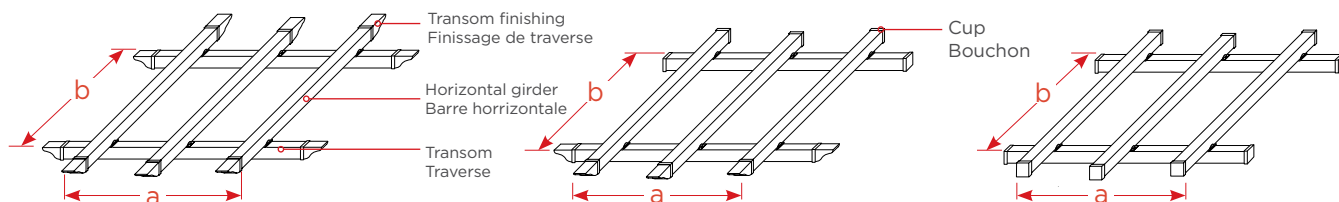
| Shape / Forme | Description | Code | Price / Prix |
|---|--|----------|--------------|
|  | Corner connector for column Equerre de poteau | 2050-012 | 5,80 €/pc |
|  | Corner connector for transom Equerre de liaison de traverse | 272-267 | 1,60 €/pc |
|  | Base profile for rotation louver 2050-607 (3m) Base de rotation de louver 2050-607 (3m) | 272-262 | 17,75 €/pc |
|  | Base profile for rotation louver 2050-602 (3m) Base de rotation de louver (3m) | 272-263 | 17,75 €/pc |
|  | Motion blade for movable louver 2050-607 (3m) Lame de mouvement de louver 2050-607 (3m) | 272-264 | 25,45 €/pc |
|  | Motion blade for movable louver 2050-602 (3m) Lame de mouvement de louver 2050-602 (3m) | 272-265 | 25,45 €/pc |

| Shape / Forme | Description | Code | Price / Prix |
|---|---|---------|--------------|
|  | Push pin for transom Broche avec ressort de traverse | 272-242 | 3,80 €/pc |
|  | Metallic push pin for transom Broche métallique avec ressort de traverse | 272-254 | 3,10 €/pc |
|  | Set: cotter-pin-washer Set: goupille-rondelle-cliquet | 272-261 | 2,55 €/pc |
|  | Corner connector for water drain 970-907 Equerre de liaison de drainage d' eau 970-907 | 272-266 | 0,52 €/pc |
|  | Motor for louvers 450 Nt Moteur de louveres 450 Nt | 272-310 | 354,90 €/pc |
|  | Remote control for motor Télécommande de moteur | 272-351 | 38,80 €/pc |

| Shape / Forme | Description | Code | Price / Prix |
|---|--|---------|--------------|
|  | Motor receiver Moteur recepneur | 272-350 | 147,70 €/pc |
|  | Rubber gasket Joint | 410-412 | 0,19 €/m |
|  | Corner connector for water drain Equerre de liaison de drainage d' eau | 272-272 | 1,05 €/pc |
|  | Connector for motion blade 272-264 / 272-265 Jonction de lame de mouvement 272-264 / 272-265 | 272-271 | 0,45 €/pc |
|  | Thread stud M6 x 70 mm Tige de jonction de moteur M6x70 mm | 272-273 | 0,20 €/pc |
|  | Threaded stud M6x110 mm Tige de jonction de moteur M6x110 mm | 272-274 | 0,25 €/pc |

Dimensions - Pricelist

Dimensions - Liste de prix



Pergola No1
Transom finishing
Finissage de traverse

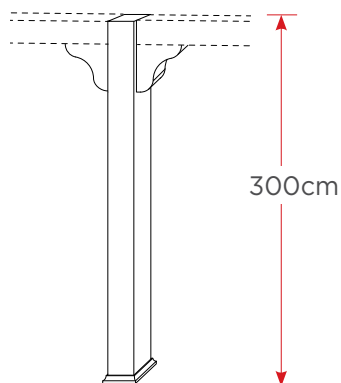
Pergola No2
Transom finishing - Cups
Finissage de bouchon traverse

Pergola No3
Cups
Bouchon

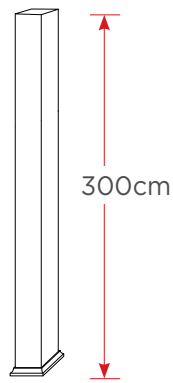
| Dimensions axb (m) | Horizontal girder Barre | Transom Traverse | Pergola No1 | Pergola No2 | Pergola No3 |
|--------------------|----------------------------|---------------------|------------------------|------------------------|------------------------|
| | | | White (€) Blanc (€) | White (€) Blanc (€) | White (€) Blanc (€) |
| 2X2 | 2 | 4 | 152,56 | 141,46 | 144,60 |
| 2,5X2 | 2 | 4 | 167,30 | 156,20 | 159,34 |
| 3X2 | 2 | 5 | 192,62 | 179,97 | 181,56 |
| 3,5X2 | 2 | 6 | 232,68 | 218,48 | 218,52 |
| 4X2 | 2 | 6 | 232,68 | 218,48 | 218,52 |
| 4,5X2 | 2 | 7 | 287,48 | 271,73 | 270,22 |
| 5X2 | 2 | 7 | 287,48 | 271,73 | 270,22 |
| 5,5X2 | 2 | 8 | 312,80 | 295,50 | 292,44 |
| 6X2 | 2 | 9 | 338,12 | 319,27 | 314,66 |
| 2X3 | 2 | 4 | 178,80 | 167,70 | 156,60 |
| 2,5X3 | 2 | 4 | 193,54 | 182,44 | 171,34 |
| 3X3 | 2 | 5 | 245,10 | 232,45 | 219,80 |
| 3,5X3 | 2 | 6 | 272,04 | 257,84 | 243,64 |
| 4X3 | 2 | 6 | 272,04 | 257,84 | 243,64 |
| 4,5X3 | 2 | 7 | 353,08 | 337,33 | 321,58 |
| 5X3 | 2 | 7 | 353,08 | 337,33 | 321,58 |
| 5,5X3 | 2 | 8 | 365,28 | 347,98 | 330,68 |
| 6X3 | 2 | 9 | 416,84 | 397,99 | 379,14 |
| 2X4 | 3 | 4 | 237,68 | 226,58 | 210,58 |
| 2,5X4 | 3 | 4 | 259,79 | 248,69 | 232,69 |
| 3X4 | 3 | 5 | 299,98 | 287,33 | 269,78 |
| 3,5X4 | 3 | 6 | 362,28 | 348,08 | 328,98 |
| 4X4 | 3 | 6 | 362,28 | 348,08 | 328,98 |
| 4,5X4 | 3 | 7 | 446,69 | 430,94 | 410,29 |
| 5X4 | 3 | 7 | 446,69 | 430,94 | 410,29 |
| 5,5X4 | 3 | 8 | 486,88 | 469,58 | 447,38 |
| 6X4 | 3 | 9 | 527,07 | 508,22 | 484,47 |
| 2X5 | 3 | 4 | 290,16 | 279,06 | 263,06 |
| 2,5X5 | 3 | 4 | 312,27 | 301,17 | 285,17 |
| 3X5 | 3 | 5 | 365,58 | 352,93 | 335,38 |
| 3,5X5 | 3 | 6 | 441,00 | 426,80 | 407,70 |
| 4X5 | 3 | 6 | 441,00 | 426,80 | 407,70 |
| 4,5X5 | 3 | 7 | 538,53 | 522,78 | 502,13 |
| 5X5 | 3 | 7 | 538,53 | 522,78 | 502,13 |
| 5,5X5 | 3 | 8 | 591,84 | 574,54 | 552,34 |
| 6X5 | 3 | 9 | 645,15 | 626,30 | 602,55 |
| 2X6 | 3 | 4 | 290,16 | 279,06 | 263,06 |
| 2,5X6 | 3 | 4 | 312,27 | 301,17 | 285,17 |
| 3X6 | 3 | 5 | 365,58 | 352,93 | 335,38 |
| 3,5X6 | 3 | 6 | 441,00 | 426,80 | 407,70 |
| 4X6 | 3 | 6 | 441,00 | 426,80 | 407,70 |
| 4,5X6 | 3 | 7 | 538,53 | 522,78 | 502,13 |
| 5X6 | 3 | 7 | 538,53 | 522,78 | 502,13 |
| 5,5X6 | 3 | 8 | 591,84 | 574,54 | 552,34 |
| 6X6 | 3 | 9 | 645,15 | 626,30 | 602,55 |

Column - Pricelist

Poteau - Liste de prix



Transom finishing column
Poteau avec finissage de la traverse




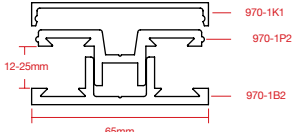
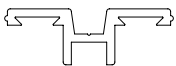
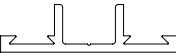

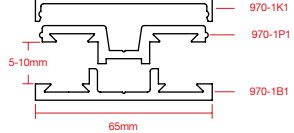
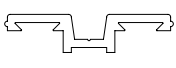
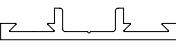

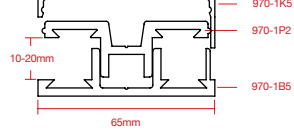
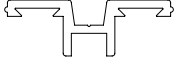

Simple column
Simple poteau

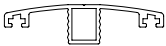
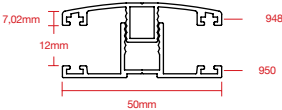
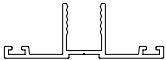
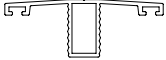
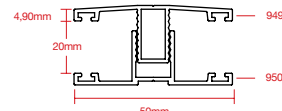
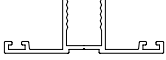
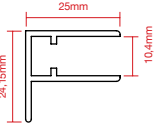
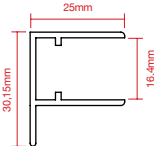
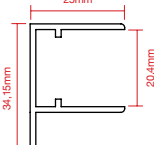
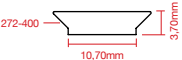
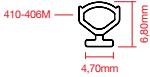
| Column | With transom finishing Avec finissage de la traverse | Simple column Poteau simple |
|--------------------|---|--------------------------------|
| Section Dimensions | White (€) Blanc (€) | White (€) Blanc (€) |
| 100X100mm | 61,20 | 46,50 |
| 120X120mm | 80,50 | 65,80 |

Notes

- The transom profile codes 59-026 and 59-027 purlins are available in a length of 2, 4 and 6 meters.
 - The column profiles 900 and 901 are available in a length of 3 and 6m.
 - The maximum distance from column to column can reach 3m.
 - Prices does not include screws and anchoring materials.
 - Profile in dimensions upon request are having extra charge of 20 €/m²
-
- Les profils de poutre référence 59-026, et traverse référence 59-027, sont disponible en longueur de 2.4 et 6m.
 - Le profil du poteau 900 et 901 sont disponible en longueur de 3 et 6 m.
 - Dimension maximum de colonne à colonne, 3m.
 - Prix sans visserie et ancrage.
 - Le supplément pour des coupes avec dimensions sur mesure est de 20 €/m².

**Polycarbonate sheets support system
Système de support de panneaux en
polycarbonate**

| Shape / Forme | | Description | Code | Weight / Poids | Price / Prix |
|---|---|---|---------|----------------|--------------|
|  |  <p>Ceiling support system, heavy duty Système d'Appui d'Auvent, renforcé de plafond</p> | Joint cover Couvercle de joint | 970-1K1 | 414 gr/m | 9,60 €/Kg |
|  | | Pressure plate for joint Plaque de pression de joint | 970-1P2 | 905 gr/m | 9,60 €/Kg |
|  | | Supporting base for joint Base de liaison de joint | 970-1B2 | 855 gr/m | 9,60 €/Kg |
|  |  <p>Ceiling support system, heavy duty Système d'Appui d'Auvent, renforcé de plafond</p> | Joint cover Couvercle de joint | 970-1K1 | 414 gr/m | 9,60 €/Kg |
|  | | Pressure plate for joint Plaque de pression de joint | 970-1P1 | 801 gr/m | 9,60 €/Kg |
|  | | Supporting base for joint Base de liaison de joint | 970-1B1 | 759 gr/m | 9,60 €/Kg |
|  |  <p>Ceiling support system, heavy duty Système d'Appui d'Auvent, renforcé de plafond</p> | Joint cover Couvercle de joint | 970-1K5 | 460 gr/m | 9,60 €/Kg |
|  | | Pressure plate for joint Plaque de pression de joint | 970-1P2 | 905 gr/m | 9,60 €/Kg |
|  | | Supporting base for joint Base de liaison de joint | 970-1B5 | 901 gr/m | 9,60 €/Kg |

| Shape / Forme | Description | Code | Weight / Poids | Price / Prix |
|---|--|--|-----------------|------------------|
|  |  | <p>Joint cover Couvercle de joint</p> <p>948</p> | <p>340 gr/m</p> | <p>9,60 €/Kg</p> |
|  | <p>Ceiling support system, light-duty Système d'Appui d'Auvent, type léger</p> | <p>Joint supporting base Support de joint</p> <p>950</p> | <p>328 gr/m</p> | <p>9,60 €/Kg</p> |
|  |  | <p>Joint cover Couvercle de joint</p> <p>949</p> | <p>351 gr/m</p> | <p>9,60 €/Kg</p> |
|  | <p>Ceiling support system, light-duty Système d'Appui d'Auvent, type léger</p> | <p>Joint supporting base Support de joint</p> <p>950</p> | <p>328 gr/m</p> | <p>9,60 €/Kg</p> |
|  | <p>Supporting profile "F" for multiwall polycarbonate sheets Profil "F" d'appui de panneaux en polycarbonate alveole</p> | <p>970-F10</p> | <p>303 gr/m</p> | <p>9,60 €/Kg</p> |
|  | <p>Supporting profile "F" for multiwall polycarbonate sheets Profil "F" d'appui de panneaux en polycarbonate alveole</p> | <p>970-F16</p> | <p>327 gr/m</p> | <p>9,60 €/Kg</p> |
|  | <p>Supporting profile "F" for multiwall polycarbonate sheets Profil "F" d'appui de panneaux en polycarbonate alveole</p> | <p>970-F20</p> | <p>343 gr/m</p> | <p>9,60 €/Kg</p> |
|  | <p>Gasket EPDM Joint EPDM</p> | <p>272-400</p> | | <p>1,05 €/m</p> |
|  | <p>Gasket for profiles 948/949/950 Joint pour profil 948/949/950</p> | <p>410-406M</p> | | <p>0,20 €/m</p> |

Canopies - Auvents

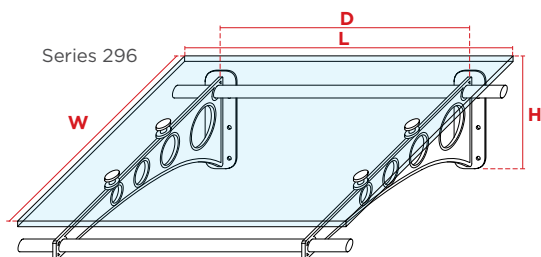
| Code | Dimensions (mm) | With opal cover polycarbonate 6 mm Avec couverture polycarbonate opale 6 mm | Without cover Sans couverture |
|---------|-----------------|--|----------------------------------|
| 294-200 | 1400 x 1025 | 440 € | 275 € |
| 294-201 | 1800 x 1025 | 495 € | 300 € |
| 294-202 | 2200 x 1025 | 540 € | 320 € |
| 295-200 | 1400 x 1025 | 440 € | 275 € |
| 295-201 | 1800 x 1025 | 495 € | 300 € |
| 295-202 | 2200 x 1025 | 540 € | 320 € |
| 296-200 | 1400 x 1025 | 440 € | 275 € |
| 296-201 | 1800 x 1025 | 495 € | 300 € |
| 296-202 | 2200 x 1025 | 540 € | 320 € |

| Code | Dimensions (mm) | With transparent cover polycarbonate 6 mm |
|---------|-----------------|---|
| 292-201 | 1000 x 1000 | 265 € |
| 292-202 | 1200 x 1000 | 275 € |

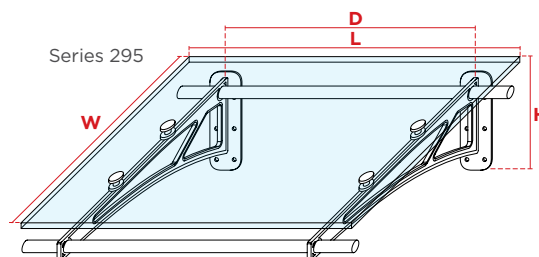
Standard aluminium colour / Couleurs aluminium standard: Ral 9016, Ral 9005, Ral 9006, Ral 7016.

Other colours / Autres couleurs: surcharge =25%

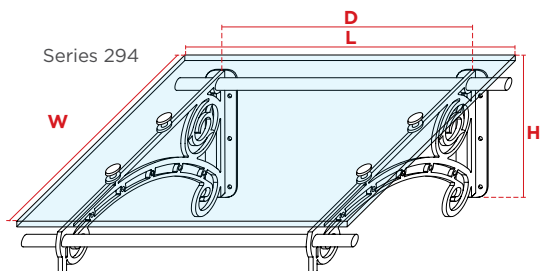
292 series polycarbonate is 6 mm / Serie 292 polycarbonate est de 6 mm



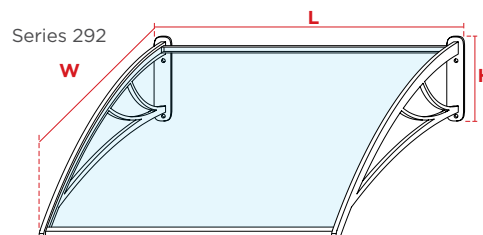
| Code | L Length mm | W Width mm | H Height mm | D Distance mm |
|---------|-------------|------------|-------------|---------------|
| 296-200 | 1400 | 1025 | 385 | 1280 |
| 296-201 | 1800 | 1025 | 385 | 1680 |
| 296-202 | 2200 | 1025 | 385 | 2080 |



| Code | L Length mm | W Width mm | H Height mm | D Distance mm |
|---------|-------------|------------|-------------|---------------|
| 295-200 | 1400 | 1025 | 385 | 1280 |
| 295-201 | 1800 | 1025 | 385 | 1680 |
| 295-202 | 2200 | 1025 | 385 | 2080 |



| Code | L Length mm | W Width mm | H Height mm | D Distance mm |
|---------|-------------|------------|-------------|---------------|
| 294-200 | 1400 | 1025 | 530 | 1280 |
| 294-201 | 1800 | 1025 | 530 | 1680 |
| 294-202 | 2200 | 1025 | 530 | 2080 |



| Code | L Length mm | W Width mm | H Height mm |
|---------|-------------|------------|-------------|
| 292-204 | 1400 | 1000 | 280 |
| 292-202 | 1200 | 1000 | 280 |
| 292-201 | 1000 | 1000 | 280 |



GR-32011 Inofita Viotia,
Greece

T. +30 22620 47000

F. +30 22620 47090

www.aluminco.com

info@aluminco.com